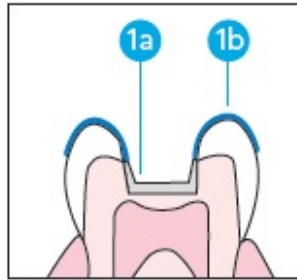


## Fuji VIII GP Sandwich Technique Guide

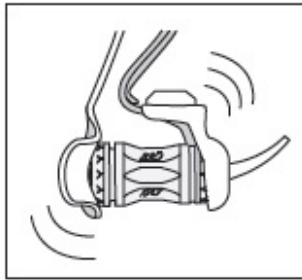


**1a** Apply GC CAVITY CONDITIONER to dentine (10 sec).

**1b** Simultaneously selectively etch enamel (10 sec).



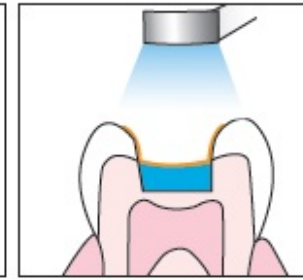
**2** Rinse and gently dry.



**3** Activate and mix Fuji VIII GP capsule (10 sec).



**4** Dispense within 10 sec to replace dentine. Adapt using a microbrush.



**5** Apply a hydrophobic bond\* to etched enamel and surface of Fuji VIII GP (Light-cure).



**6** Place composite and light-cure in increments.

\* If using a hydrophilic bond (i.e. containing water and/or solvent) wait for 3 minutes from the start of the mix of Fuji VIII GP before application.